

SAN MATEO COUNTY **PROBATION DEPARTMENT**

COMPREHENSIVE ANNUAL YOBG
AND JJRBG EVALUATION REPORT

2023-2024



ABOUT THE RESEARCHER

Applied Survey Research (ASR) is a nonprofit social research firm dedicated to helping people build better communities by collecting meaningful data, facilitating information-based planning, and developing custom strategies. The firm was founded on the principle that community improvement, initiative sustainability, and program success are closely tied to assessment needs, evaluation of community goals, and development of appropriate responses.

AUTHORS

Kim Carpenter, Ph.D.

Connie Chu, B.A.

Kimberly Gillette, M.P.H.

Claire Miller, Ph.D.

Sofia Stepanyan, Ph.D.

Graphic Design: Jesse Abelar

LOCATIONS

Bay Area:

1871 The Alameda, Suite 180

San Jose, CA 95126

Phone 408-247-8319

Central Coast:

55 Penny Lane, Suite 101

Watsonville, CA 95076

Phone 831-728-1356

Sacramento:

2351 Sunset Blvd., Suite 170-187

Rocklin, CA 95765

Phone 916-827-2811

www.appliedsurveyresearch.org

Contents

YOBG EXECUTIVE SUMMARY	4
Summary of Findings	5
YOBG BACKGROUND.....	6
YOBG EVALUATION PLAN AND METHODOLOGY	8
Data Collection	8
YOBG EVALUATION FINDINGS	10
Youth Profile.....	10
Services Provided	11
Program-Specific Outcomes for YOBG-funded CBOs.....	13
Population Reports	15
Booking Types	16
Youth Mental Health Cases	17
Youths in the Youth Services Center-Juvenile Hall (YSC-JH)	18
Youths in Camp Kemp.....	19
YOBG PROGRAMS OFFERED IN THE INSTITUTIONS SERVICES DIVISION.....	20
Programs and Services in Institutions Services Division	20
YOBG-Funded Contractors and Their Use of Evidence-Based Practices.....	23
Youth Feedback About Programs Offered in Institutions Services Division	24
Client Stories	25
JJRBG ANNUAL REPORT	28
JJRBG Background.....	28
JJRBG EVALUATION PLAN AND METHODOLOGY	30
JJRBG EVALUATION FINDINGS.....	31
Profile of Youths Served	31
Services Provided	31
Program-specific outcomes.....	31
JJRBG Contractors and Their Use of Evidence-Based Practices	32
APPENDIX A: CLEARINGHOUSES FOR EVIDENCE-BASED PRACTICES.....	34

YOBBG Executive Summary

The Board of State and Community Corrections, through the State of California, provides an annual allocation to the San Mateo County Probation Department (Probation) through the Youthful Offender Block Grant (YOBBG) program. This grant bolsters the capacity of local communities by effectively implementing a continuum of response to juvenile crime and delinquency. In fiscal year (FY) 2023-24, YOBBG funding supported eight contracts with community-based organizations (CBOs) to provide job-readiness training, reentry case management, law-related education, yoga sessions, mindfulness workshops, arts classes, creative writing workshops, beat making workshops, a sexual violence prevention program, and a culinary arts program for youth in custody at the following residential facilities:

- **Youth Services Center-Juvenile Hall (YSC-JH)** – The YSC-JH is a secure detention facility providing rehabilitative, therapeutic, secondary- and post-secondary education, reentry and other services to youth in the San Mateo County juvenile justice system. Youth reside in designated housing units and participate in programs facilitated by Probation staff, CBOs, volunteers, and county partners such as Behavioral Health and Recovery Services (BHRS).
- **Margaret J. Kemp Camp for Girls (Camp Kemp)** – Camp Kemp is a 30-bed residential facility that provides intensive rehabilitative services and programs for girls in the juvenile justice system. Guided by a commitment to gender-responsive services and restorative justice, the facility offers intervention programs implemented through a strengths-based approach that addresses such issues as abuse, violence, family relationships, substance abuse, and co-occurring disorders.

The report’s findings are based on data from multiple sources including:

1. The Institutions Services Division Workload Analysis;
2. The Board of State and Community Corrections (BSCC) Juvenile Detention Survey Profile;
3. Probation Booking Logs;
4. Diversion data from the Juvenile Services Court/Diversion (JUV SVCS CRT/DIV) Unit; and
5. YOBBG-funded CBO units of service, performance measures, and inventory of evidence-based practices.

SUMMARY OF FINDINGS

Seven of eight YOBG-funded CBOs provided data on services to address youths’ needs in fiscal year (FY) 2023-24. Funded CBOs served 194 unduplicated youths with an average of 22.7 hours of service per youth and 6.2 months in the program in the same period (Exhibit 1).¹ Of note, data presented on youths and services in this report do not include youths served by the University of California Cooperative Extension’s (UCCE) culinary program. UCCE was awarded a YOBG-funded contract at the end of February 2024 and had limited youth service data available. Additionally, Success Centers provided limited data on the youth they served, including service records.

Exhibit 1. Key Findings: Youths and Services

YOUTHS AND SERVICES	FY 20-21	FY 21-22	FY 22-23	FY 23-24
Number of Youths Served	73	195	263	194
Average Number of Hours of Service	24.4	17.9	18.6	22.7
Average Time in The Program	10.4	4.2	4.6	6.2

Note: For FY 2023-24, the average number of hours and average time in the program did not include youth served by The Beat Within in July and August 2024, all but one youth served by Success Centers, and no youths served by UCCE.

The following are highlights regarding the youths who received services in the Institutions Services Division:

- The average daily population of the YSC-JH was 28. The average daily population of Camp Kemp was one prior to suspending operations in April 2024.
- Overall, during FY 2023-24 the average proportion of youths ages 15-17 was 64% at Juvenile Hall and 100% at Camp Kemp.
- Youths in custody at the YSC-JH and Camp Kemp had access to 22 unique programs. Of these programs:
 - Twenty programs were provided in person (91%), one program was provided both virtually and in person, and one program was provided virtually.
 - Half of the 22 programs were provided by funded CBOs while the other half were led by Probation staff or volunteers.

¹ Although 194 youth were identified by Probation staff as custodied at the YSC-JH or Camp Kemp during FY 2023-24, 228 youths were identified from CBO data reports. CBO provided data may undercount youth per program but overestimate total youth due to missing or incomplete data. Thus, overall service utilization reported in the evaluation findings represents the best approximation of youths served at the time of writing this report.

YOBG Background

An annual allocation to the San Mateo County Probation Department (Probation) is provided through the Youthful Offender Block Grant (YOBG) from the Board of State and Community Corrections through the State of California. The purpose of the allocation is to promote the capacity of local communities to implement an effective continuum of response to juvenile crime and delinquency. In FY 2023-24, allocations from YOBG supported job-readiness training, reentry case management, law-related education, yoga sessions, mindfulness workshops, arts classes, creative writing workshops, beat making workshops, a sexual violence prevention program, and a culinary arts program. Funding also supported County mental health services and staff-led programming.

In 2023 and 2024, the County awarded three-year YOBG-funded contracts to eight CBOs to provide services at the YSC-JH and Camp Kemp (Exhibit 2). Fresh Lifelines for Youth (FLY), Success Centers (SC), and YMCA of San Francisco (YMCASF) were also funded through the Juvenile Justice Crime Prevention Act (JJCPA) and Juvenile Probation Camp Funding (JPCF) to provide services for out-of-custody youth.

Exhibit 2. Program Descriptions of YOBG-Funded CBOs in FY 2023-24

YOBG-FUNDED CBO	SHORT NAME	DESCRIPTION
Art of Yoga Project	AYP	AYP provides gender-responsive programming that combines health education, character development, yoga, breathing techniques, meditation, creative arts, and writing.
The Beat Within (A member of Intersection for the Arts)	BW	BW provides weekly creative and literary arts programming.
Fresh Lifelines for Youth	FLY	FLY provides weekly law-related education workshops, pre-release and reentry case management, reentry prosocial activities, one-on-one coaching, and career navigation workshops.
Mind Body Awareness Project	MBA	MBA provides classes focusing on mindfulness, stress and anxiety reduction, and emotion regulation.
Success Centers	SC	SC provides weekly job-readiness, life skills workshops, and computer literacy training classes.
Therapeutic Beat Making, LLC	TBM	TBM provides beat-making therapeutic and educational interventions to help youths express themselves and gain new skills.
University of California Cooperative Extension	UCCE	UCCE provides a weekly culinary arts program and career training around nutrition, healthy cooking, and food safety.
YMCA of San Francisco	YMCASF	YMCASF provides Sexual Violence Prevention and other group counseling programs.

Note: The County awarded the University of California Cooperative Extension (UCCE) with a three-year funded contract on 2/26/2024.

CBO Assessment Tools

The funded agencies reported using a variety of tools in their work with youth from intake through program participation to establish and measure progress. The Art of Yoga Project (AYP) administered its semi-annual Program Feedback Form assessments. Therapeutic Beat Making (TBM) and The Beat Within (BW) administered periodic surveys. Fresh Lifelines for Youth (FLY) used its intake and closure

assessments in law-related education sessions. Mind Body Awareness (MBA) administered multiple assessments including pre- and post-intervention tests, the Perceived Stress Scale, the Health Self-Regulation Scale, the Mindful Attention Awareness Scale, the Rosenberg Self-Awareness and Self-Esteem Scales, and the Teen Conflict Survey. Success Centers (SC) collected feedback via forms related to Job Readiness Training. YMCA of San Francisco (YMCASF) collected client satisfaction data at the end of treatment and treatment outcomes using the Partners for Change Outcome Management System tool. Lastly, the University of California Cooperative Extension (UCCE) collected program-specific feedback.

Program Challenges

Available information on challenges was provided by six of eight YOBBG-funded CBOs. Two contractors noted general difficulties related to running programs on the short-term units (Forrest 2/3), particularly for curricula and programs designed for several sessions. Two CBOs cited a need for better communication with staff related to facility schedule changes affecting their program times. One contractor noted challenges related to the population decline at Camp Kemp and the need to shift programming to girls housed at F2/F3. Another contractor cited challenges with increased referrals and growing interest from youths while maintaining a waitlist and prioritizing youths with the highest needs, which can be hard to determine. Lastly, some contractors reported difficulty with collecting youths' IDs during attendance, affecting the data collection process.

YOBBG Evaluation Plan and Methodology

DATA COLLECTION

The following section details the process followed by Probation and Applied Survey Research (ASR) to monitor and collect data from all YOBBG-funded programs provided by Probation and eight CBOs. All funded CBOs monitor their service delivery and then report youth, service, and outcome data to Probation and ASR. The methods and tools used to collect this information are described below.

Youth Demographics and Service Utilization from YOBBG-Funded CBOs

YOBBG-funded CBOs collected and submitted two pieces of youth-level data: demographics and service utilization (Exhibit 3). Together, the demographic and service datasets provided relevant information about the characteristics of youths receiving services and their length of involvement in services. As a new practice for some CBOs this year, not all data were submitted in a way that ASR could identify a completely unduplicated count of youths served across programs. Although 194 youths were identified by Probation staff as custodied at the YSC-JH or Camp Kemp during FY 2023-24, 228 youths were identified from CBO data reports. Thus, overall service utilization reported in the evaluation findings represents the best approximation of youths served at the time of writing this report.

Exhibit 3. Youth and Services Data Collected by YOBBG-Funded CBOs

DEMOGRAPHICS	SERVICE UTILIZATION
<ul style="list-style-type: none"> • Date of birth • Gender • Race/Ethnicity • City and ZIP Code of residence 	<ul style="list-style-type: none"> • Service type (e.g., group counseling, individual counseling, yoga, reentry services, etc.) • Length of time a youth was served (e.g., program entry and exit dates) • Number of service hours

Youth Data from the Institutions Services Division

In addition, several types of data shared by Probation provided information about the youth population at the YSC-JH and Camp Kemp:

- **Institutions Services Division Workload Analysis** – Monthly divisional reports that include YSC-JH and Camp Kemp average daily population data and total number of bookings, releases, and commitments.
- **Juvenile Detention Profile Survey** – The Board of State and Community Corrections (BSCC) requires all counties to complete monthly and quarterly Juvenile Detention Profile Surveys. These surveys gather pertinent data including average daily population, charge, disposition, gender, booking, mental health, average length of stay, and age.

- **Booking Logs for Juvenile Hall** – Record of bookings for youths from San Mateo County or from out of the county, along with whether the offense was considered 707(b).²

Programs and Services Offered within the Institutions Services Division

Probation provided a list of programs and services offered within the YSC-JH and Camp Kemp. Probation further grouped the programs and services into two categories:

- Contracted programs
- Staff-initiated and volunteer programs

Program-Specific Outcomes from YOBG-funded CBOs

CBOs collected their own program-specific outcome data. Short summaries of these results are presented in this report.

² *Welfare and Institutions Code section 707(b)* offenses include crimes considered serious and violent in nature. These crimes include murder, certain arson offenses, robbery, rape, kidnapping, attempted murder, assault with a firearm, assault with force likely to produce great bodily injury, discharge of firearm, offenses in which victim is over 65 or disabled, carjacking, and various other crimes.

YOBG Evaluation Findings

YOUTH PROFILE

In FY 2023-24, CBOs utilizing YOBG funding served a combined total of 194 unduplicated youths during the fiscal year (FY). As shown in Exhibit 4, the majority of youths who accessed programs and services funded by YOBG were served by FLY (73%), followed by AYP (66%). Due to the small sample size (n<10) for SC and YMCASF, individual demographic data are not reported. In addition, UCCE began providing services in the third quarter of the fiscal year; thus, due to limited youth service data available, UCCE is not included in the overall youth profile. Success Centers provided limited youth counts and service data and thus are included only in the overall count of youths served.

Exhibit 4. Number and Percentage of Youths Served, by Program

YOBG PROGRAMS	FY 20-21 (% OF TOTAL)	FY 21-22 (% OF TOTAL)	FY 22-23 (% OF TOTAL)	FY 23-24 (% OF TOTAL)
AYP	40 (55%)	78 (40%)	119 (45%)	129 (66%)
BW	---	---	---	114 (59%)
FLY	34 (47%)	90 (46%)	132 (50%)	141 (73%)
MBA	11 (15%)	18 (9%)	24 (9%)	41 (21%)
SC	29 (40%)	18 (9%)	32 (12%)	1* (1%)
TBM	---	---	---	103 (53%)
YMCASF	---	---	---	6 (3%)
ALL (unique youth)	73	195	263	194

Note: The total across YOBG programs equals 535 youths instead of the 194 listed because most youths were served by more than one program. The Beat Within did not include service data from July and August 2023. ---Indicates program was not funded for that fiscal year. *SC provided limited data on one youth for FY 2023-24.

Youth Demographics Characteristics

Race/ethnicity information was available for all 194 youth reported by Probation and 76% of youths served by YOBG-funded CBOs during FY 2023-24. As shown in Exhibit 5, 65% of all youths served identified as Hispanic/Latino, followed by 22% identifying as Black/African American, 5% identifying as another race or ethnicity, 5% identifying as White/Caucasian, and 4% identifying as Asian/Pacific Islander.

Exhibit 5. Race/Ethnicity Profile of Youths Served, by Program

YOBG PROGRAMS	HISPANIC/ LATINO	WHITE/ CAUCASIAN	BLACK/ AFRICAN AMERICAN	ASIAN/ PACIFIC ISLANDER	MULTI-RACIAL/ ETHNIC	ANOTHER RACE/ETHNICITY
AYP	71%	5%	16%	3%	1%	4%
BW	70%	6%	12%	6%	1%	5%
FLY	70%	5%	11%	5%	3%	6%
MBA	71%	7%	7%	3%	2%	10%
TBM	65%	8%	12%	8%	1%	6%
ALL (unique youth)	65%	5%	22%	4%	*	5%

Note: All N=194 (from Probation), AYP n=107, BW n=108, FLY n=141, MBA n=41, TBM n=77. The Beat Within did not collect service data in July and August 2024. Success Centers and YMCASF are not included in overall reporting due to n<10 youths. Percentages may not add to 100% due to rounding. *Probation data did not include this category.

Probation provided data for all 194 youths on record. Eight out of 10 youths identified as male (80%) and the average age of the youths was 15.7 years old (Exhibit 6). By CBO, these proportions varied slightly, most notably by gender with some programs serving larger percentages of male youths.

Exhibit 6. Gender and Age Profile of Youths Served, by Program

YOBG PROGRAMS	MALE	FEMALE	TRANSGENDER/ ANOTHER GENDER IDENTITY	AVERAGE AGE OF YOUTH
AYP	87%	13%	0%	15.8
BW	87%	13%	0%	15.5
FLY	84%	16%	0%	15.7
MBA	76%	24%	0%	15.4
TBM	85%	15%	0%	15.6
ALL (unique youth)	80%	20%	*	15.7

Note: All N=194, AYP n=129, BW n=108, FLY n=140, MBA n=41, TBM n=78. The Beat Within did not collect service data in July and August 2024. Success Centers and YMCASF are not included in overall reporting due to n<10 youths. *Probation data did not include this category.

SERVICES PROVIDED

Length of Participation and Hours of Service

Exhibit 7 shows the average length of participation reported by CBOs ranged from 1.6 months (TBM) to 6.5 months (FLY), and the average hours of service provided per youth ranged from 2.7 hours for TBM to 14.2 hours for FLY, reflecting differences in service dosage and participation.

Exhibit 7. Average Number of Months in Program and Average Hours of Service Received, per Youth

YOBG PROGRAMS	AVERAGE NUMBER OF MONTHS IN PROGRAM	AVERAGE HOURS OF SERVICE RECEIVED PER CLIENT
AYP	2.9	7.4
BW	2.4	6.1
FLY	6.5	14.2
MBA	2.2	4.3
TBM	1.6	2.7
ALL (duplicated youth)	3.5	7.8

Note: All N=189, AYP n=129, BW n=108, FLY n=140, MBA n=41, TBM n=78. The Beat Within did not collect service data in July and August 2024. Success Centers and YMCASF are not included in overall reporting due to n<10 youths.

PROGRAM-SPECIFIC OUTCOMES FOR YOBG-FUNDED CBOS

Art of Yoga (AYP)

AYP exceeded its target goal of 75% for each of its performance measures for FY 2023-24 (Exhibit 8).

Exhibit 8. Program-Specific Outcomes for AYP

PROGRAM-SPECIFIC OUTCOMES	FY 23-24 TARGET	FY 23-24 RESULTS
Percent of youths who report using tools for emotional regulation outside of class.	75%	78%
Percent of youths who report an improvement in interpersonal skills and pro-social behavior.	75%	86%
Percent of youths who report increased self-awareness and self-respect.	75%	88%

The Beat Within (BW)

BW met its target goal for each performance measure in FY 2023-24 (Exhibit 9).

Exhibit 9. Program-Specific Outcomes for BW

PROGRAM-SPECIFIC OUTCOMES	FY 23-24 TARGET	FY 23-24 RESULTS
Percentage of youth who report increased self-esteem through Beat Within weekly workshops.	87%	87%
Percentage of youth who report developing positive relationships with adult role models through Beat Within weekly workshops.	87%	87%
Number of times the Beat Within Magazine is distributed at the facility each year.	25	25

Fresh Lifelines for Youth (FLY)

FLY exceeded four of its five performance targets in FY 2023-24 (Exhibit 10).

Exhibit 10. Program-Specific Outcomes for FLY

PROGRAM-SPECIFIC OUTCOMES	FY 23-24 TARGET	FY 23-24 RESULTS
Youth will report they now have access to a positive adult role model (Law Program).	80%	100%
Youth will be less likely to commit crimes and more likely to make healthy choices (Law Program).	75%	85%
Youth will gain the skills to resist negative peer pressure (Law Program).	80%	88%
Youth will report school improvement in attendance or performance (Law Program).	80%	61%
Number of youths who receive Reentry services	30	32

Mind Body Awareness (MBA)

MBA met or exceeded all three performance targets in FY 2023-24 (Exhibit 11).

Exhibit 11. Program-Specific Outcomes for MBA

PROGRAM-SPECIFIC OUTCOMES	FY 23-24 TARGET	FY 23-24 RESULTS
Percent of youths who reported improved emotional regulation, self-control, and stress reduction.	80%	100%
Percent of staff who reported improved general behavior in the hall.	80%	80%
Percent of youths who reported greater self-esteem, self-compassion, and empathy.	80%	80%

Success Centers (SC)

SC did not provide performance measure outcomes in FY 2023-24 (Exhibit 12).

Exhibit 12. Program-Specific Outcomes for SC

PROGRAM-SPECIFIC OUTCOMES	FY 23-24 TARGET	FY 23-24 RESULTS
JRT/Life Skills participants will report enhanced knowledge about job readiness and life skills.	80%	---
Employee Spotlight participants will report enhanced knowledge of employment opportunities.	80%	---
Career Advising participants will report increased knowledge about achieving career goals.	80%	---

Therapeutic Beat Making (TBM)

TBM exceeded its target goals for all three performance measures in FY 2023-24 (Exhibit 13).

Exhibit 13. Program-Specific Outcomes for TBM

PROGRAM-SPECIFIC OUTCOMES	FY 23-24 TARGET	FY 23-24 RESULTS
Percent of youth participants who report they like making beats.	75%	95%
Percent of youth participants who report they learned more about making music.	75%	95%
Percent of youth participants who report they like their instructor.	75%	95%

University of California Cooperative Extension (UCCE)

UCCE performance measure data were not available for FY 2023-24 (Exhibit 14). Available data regarding participant attendance show that UCCE provided five class sessions in Quarter 3 (January-March) with attendance ranging from eight to 15 youths, and eight class sessions in Quarter 4 (April-June) with attendance ranging from 10 to 15 youths.

Exhibit 14. Program-Specific Outcomes for UCCE

PROGRAM-SPECIFIC OUTCOMES	FY 23-24 TARGET	FY 23-24 RESULTS
Percentage of youth who report exposure to new foods through the program.	75%	---
Percentage of youth who report increased knowledge of cooking techniques.	75%	---
Percentage of youth who report increased awareness of and/or interest in careers in cooking or cooking for self and others.	75%	---

YMCA of San Francisco (YMCASF)

YMCASF met or exceeded both target goals for its performance measures in FY 2023-24 (Exhibit 15).

Exhibit 15. Program-Specific Outcomes for YMCASF

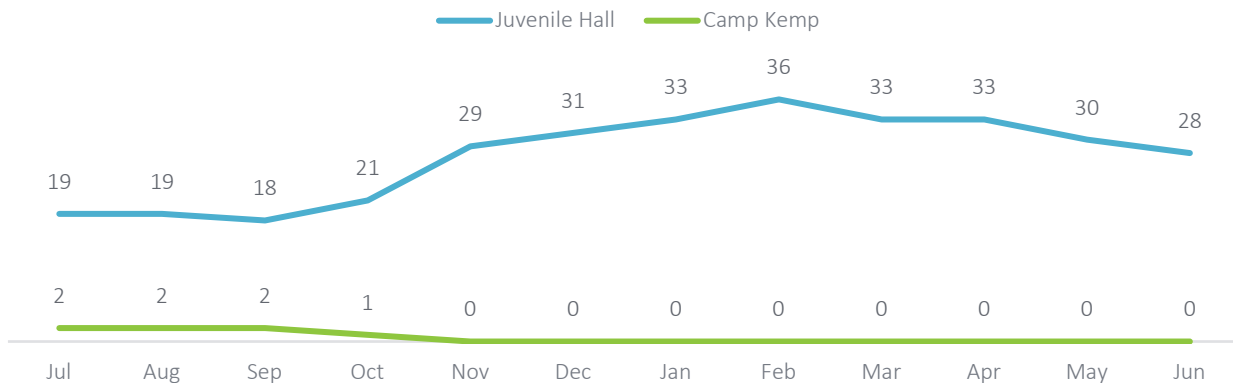
PROGRAM-SPECIFIC OUTCOMES	FY 23-24 TARGET	FY 23-24 RESULTS
Percentage of youth who attend the Sexual Violence Prevention group class who report improved understanding of curriculum as measured by pre- and post-class surveys.	80%	100%
Percentage of youth who attend the Sexual Violence Prevention group class who show improvement in individual ratings of self and facilitator over the duration of the group as measured by the PCOMS Outcome Rating and Session Rating Systems.	80%	80%

POPULATION REPORTS

Average Daily Population per Month

A total of 192 youths were at the YSC-JH and two youths were at Camp Kemp in FY 2023-24. The average daily population ranged from 18 to 36 youths per month at the YSC-JH, averaging 28 across the 12 months (Exhibit 16). Camp Kemp’s population ranged from zero to two youths per month, averaging less than one youth across the 12 months.

Exhibit 16. YSC-JH and Camp Kemp Average Daily Population by Month, FY 2023-24



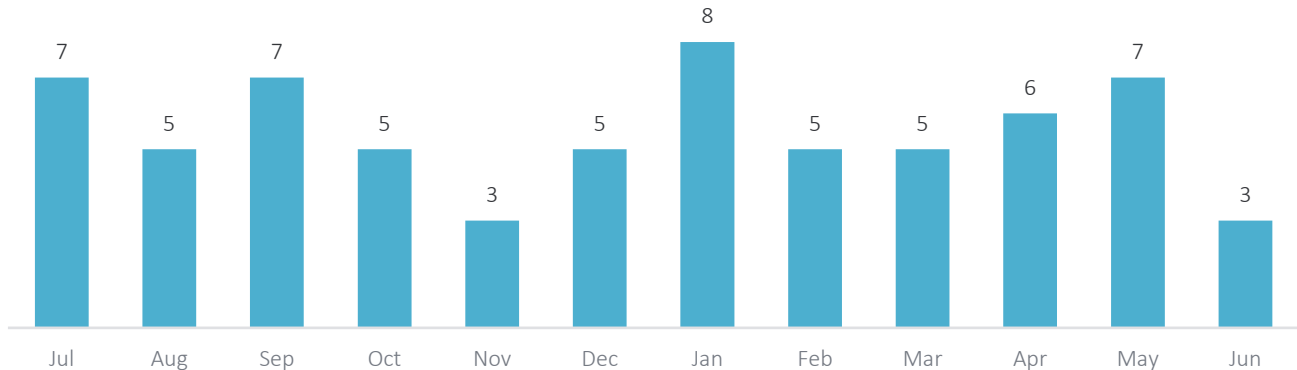
Source: Institutions Division Workload Analysis.

BOOKING TYPES

Probation Violation (WIC 777) Bookings

The total number of bookings for probation violations only (WIC 777 bookings) across the fiscal year was 66 (n=40 unique youths; Exhibit 17).³ The highest number of bookings for probation violations only (n=8) occurred in January 2024, and the lowest number (n=3) occurred in November 2023 and June 2024.

Exhibit 17. Number of Probation Violations WIC 777 Bookings by Month, FY 2023-24

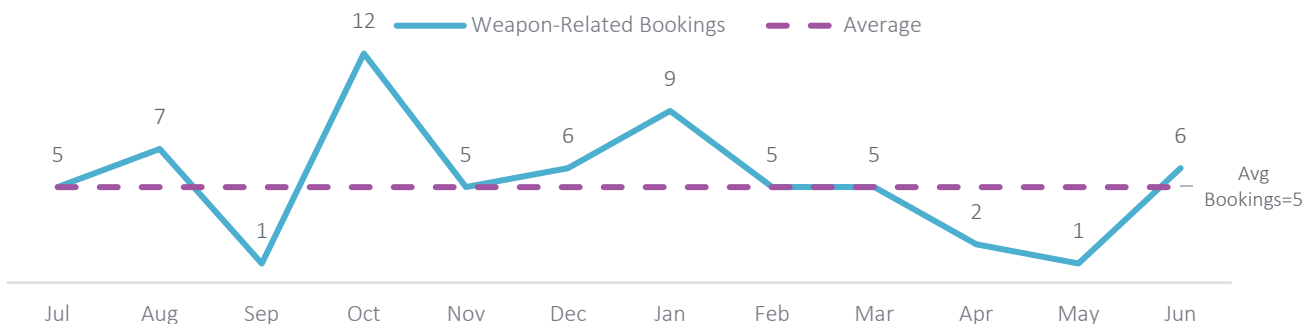


Source: BSCC Monthly Juvenile Detention Profile Survey; Probation Booking Logs.

Weapons-Related Bookings

There were 64 bookings for weapons-related offenses (involving 61 unique youths) across the fiscal year, for an average of five weapons-related bookings per month (Exhibit 18). The number of weapons-related bookings remained between one and seven for most of the fiscal year, except in October 2023 (n=12) and January 2024 (n=9).

Exhibit 18. Number of Weapons-Related Bookings by Month, FY 2023-24



Source: BSCC Monthly Juvenile Detention Profile Survey; Probation Booking Logs.

³ WIC 777 orders remove the youth from the custody of the parent, guardian, or relative and place them in the foster care system, private institution or county institution. <https://codes.findlaw.com/ca/welfare-and-institutions-code/wic-sect-777>

In-County and Out-of-County Bookings

The YSC-JH had a total of 276 bookings in FY 2023-24, involving 181 unique youths. (Exhibit 19).⁴ Out of these bookings, 218 (79%) were for youths residing in-county, and 58 (21%) were youths residing out-of-county.

Exhibit 19. Number of In-County and Out-of-County Bookings, FY 2023-24

	ALL BOOKINGS	IN-COUNTY BOOKINGS	OUT-OF-COUNTY BOOKINGS
Total Bookings	276	218	58

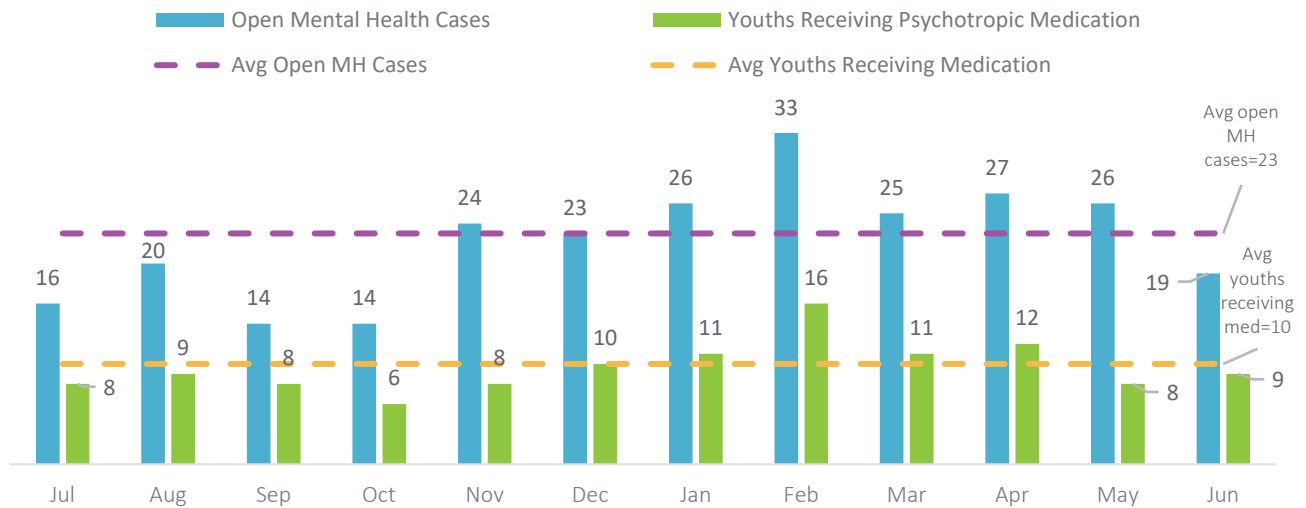
Source: Booking Logs for Juvenile Hall, Institutions Workload Analysis, Case Management System.

YOUTH MENTAL HEALTH CASES

Mental Health Cases and Use of Psychotropic Medication

In FY 2023-24, the YSC-JH and Camp Kemp had an annual average of 23 open mental health cases and 10 youths receiving psychotropic medication, based on snapshot data collected each month. More than two in five (43%) youths with open mental health cases also received psychotropic medication (Exhibit 20).

Exhibit 20. Open Mental Health Cases and Youths Receiving Psychotropic Medication, FY 2023-24



Source: Juvenile Detention Survey Profile.

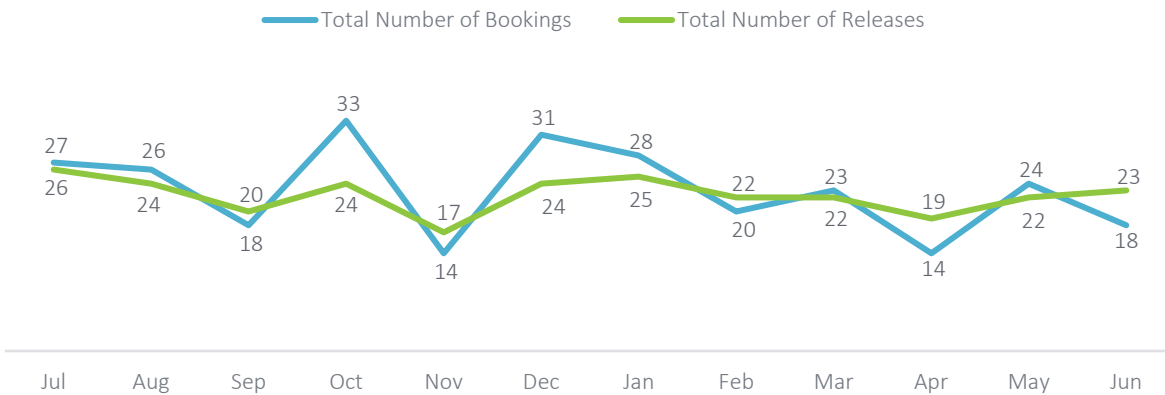
⁴ This data only reflects bookings that resulted in new cases and does not include youths booked for probation violations.

YOUTHS IN THE YOUTH SERVICES CENTER-JUVENILE HALL (YSC-JH)

Total Number of Bookings and Releases

The total number of bookings at the YSC-JH for FY 2023-24 was 276, and the number of releases was 268 (Exhibit 21). The number of bookings showed a mixed pattern of increase and decrease through the fiscal year, with greater increases in bookings occurring around the beginning of the second quarter (October through January), with somewhat lower numbers of bookings in November 2023 and April 2024. The number of releases remained stable throughout the fiscal year with an average of 22 releases per month.

Exhibit 21. Juvenile Hall Total Number of Bookings and Releases per Month, FY 2023-24

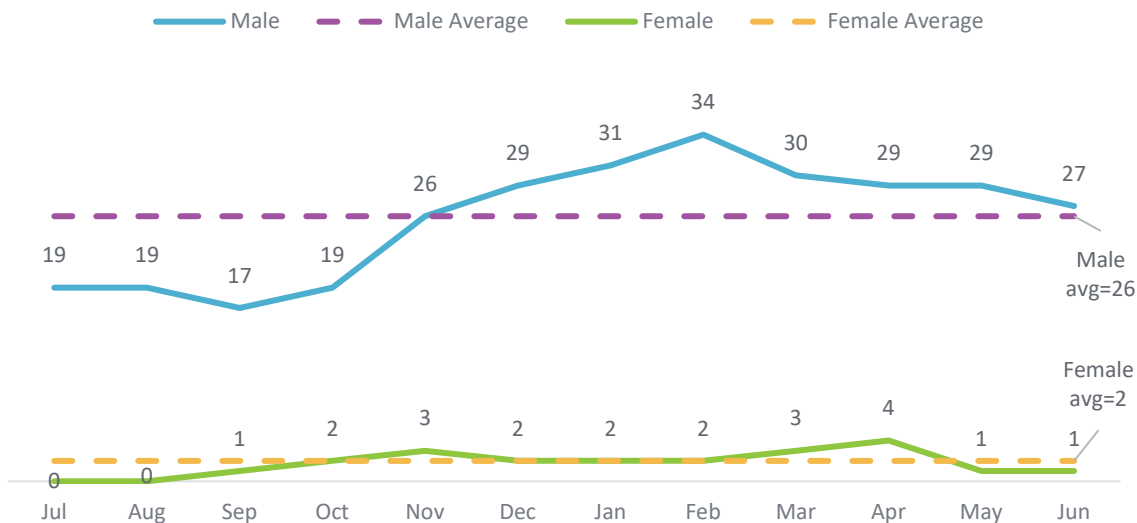


Source: Institutions Division Workload Analysis.

Juvenile Hall Average Daily Population per Month, by Gender

In FY 2023-24, the average daily population of the YSC-JH was 28, consisting of 26 males and two females (Exhibit 22).

Exhibit 22. Juvenile Hall Average Daily Population per Month by Gender, FY 2023-24

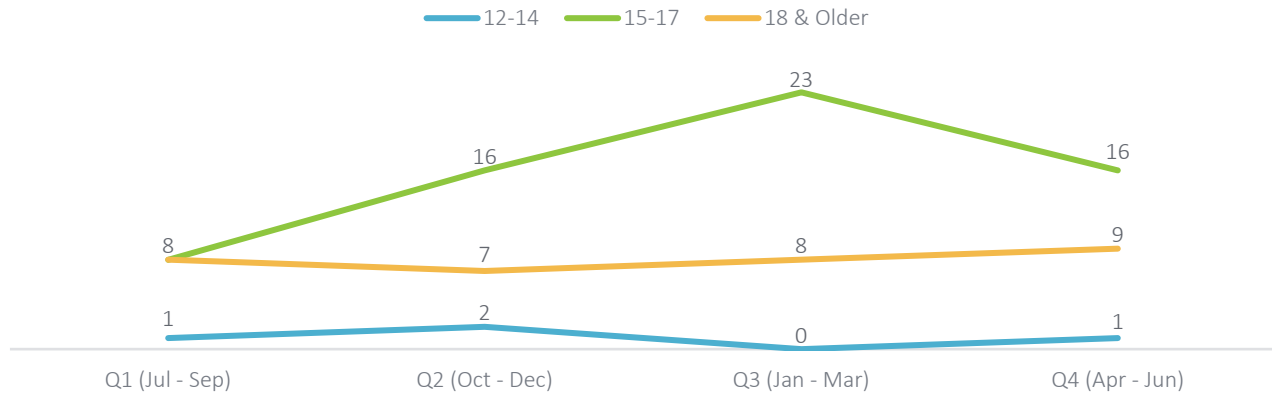


Source: Institutions Division Workload Analysis.

Age of Youths Who Received Services in Juvenile Hall by Quarter

Overall, the average proportion of youths in Juvenile Hall during FY 2023-24 was 64% for youths 15 to 17 years old, followed by 32% who were 18 years of age and older, and 4% were 12 to 14 years old (Exhibit 23). The number of youths ages 15 to 17 rose from eight youths in Quarter 1 to 16 (Quarter 2) and 23 (Quarter 3) youths but decreased slightly back to 16 youths in the fourth quarter of the fiscal year. The number of youths ages 12 to 14 (range 0-2) and those ages 18 and older (range 7-9) showed slight fluctuations across the fiscal year.

Exhibit 23. Number of Youths in Juvenile Hall by Age Each Quarter, FY 2023-24



Source: Quarterly Juvenile Detention Profile Survey.

YOUTHS IN CAMP KEMP

Camp Kemp is a 30-bed residential facility designed for adolescent females who are wards of the juvenile court and committed to the Gaining Independence and Reclaiming Lives Successfully (GIRLS) program. Of the two girls served in Camp Kemp, both girls (100%) were 15 to 17 years old in Quarter 1. There were no new bookings for Camp Kemp in the 2023-24 fiscal year, and the camp suspended operations in April 2024.

YOBG Programs Offered in the Institutions Services Division

PROGRAMS AND SERVICES IN INSTITUTIONS SERVICES DIVISION

Youth services and programs take place every day of the week at YSC-JH and Camp Kemp. While youths are invited and encouraged to attend all programs, specific programming for each youth is also determined by those that are court-appointed, assigned by a Deputy Probation Officer (DPO), or selected by Institutions Services Managers (ISMs) or Group Supervisors (GSs) on the housing units based upon the individual needs of youths. Exhibit 24 provides a complete list of all youth programming in YSC-JH and Camp Kemp, broken out by those considered evidence-based programs and services that are integrating evidence-based practices (EBP), curriculum-based programs and services, and staff-initiated informal programs and services.

Based on data provided by Probation, a total of 22 programs are offered at the YSC-JH and Camp Kemp. Of those programs provided during FY 2023-24, contracted services from community-based organizations provided half of all programs and services, while probation staff or volunteers led the remaining programs. Twenty programs were provided in person (91%), one program was provided both virtually and in-person, and one program was provided virtually.

Exhibit 24. Programs and Services in the Institutions Services Division

PROGRAM/ ORGANIZATION	DESCRIPTION	FUNDING SOURCE(S)	FORMAT*	HOUSING UNITS		
				P4	F2/F3	CAMP KEMP
COMMUNITY-BASED ORGANIZATION						
Airballin’ (De Andre Drake)	Weekly art and/or airbrushing classes for youth at the juvenile hall, promoting creative therapeutic outlets.	Dept. Funding	I	X	X	
Alcoholics Anonymous	Provides youth a group of principles to help expel the obsession to drink and enable them to become happy and whole. Provided by National AA organization. Services vary based on the availability of volunteers.	Outside (non-County) funding	I	X	X	X
The Art of Yoga Project	Weekly yoga and creative arts classes.	YOBG	I	X	X	X
The Beat Within (A member of Intersection for the Arts)	Weekly creative and literary arts programming, enabling transition-aged youth to develop pro-social skills including positive self-esteem building, positive social interactions, and positive relationship building with instructors.	JRFBG & YOBG	I	X	X	
Fresh Lifelines for Youth	Weekly law-related education and career and education-focused workshops, plus in-custody case management and coaching, and ongoing planning process to build out future Secure Youth Treatment Facility services.	JRFBG & YOBG	I	X	X	X
Mind Body Awareness Project	Weekly mindfulness meditation workshops and one-on-one coaching.	JRFBG & YOBG	I	X	X	
Prison Education Project	Prison Education Project provides weekly academic, cognitive, life skills, and career development programming.	Outside (non-County) funding	V	X	X	
Success Centers	Weekly job-readiness, life skills workshops, and computer literacy training classes.	JRFBG & YOBG	V, I	X	X	
Therapeutic Beat Making, LLC	A weekly program led by Elliot Gann, Psy.D., that uses hip hop and electronic music production (beat making) and DJ’ing as therapeutic and educational interventions to help youth express themselves and gain new skills.	YOBG	I	X	X	X
University of California Cooperative Extension	The Healthy Living Ambassador’s Cooking Program provides weekly education, skill building, and career training around nutrition, healthy cooking, and food safety. Participants gain skills to cook for themselves and others through culturally relevant and personally meaningful recipes. Participants also gain career skills, including the opportunity to earn a food handler’s license, which enables them to work in commercial kitchens.	YOBG	I	X	X	
YMCA of San Francisco	Sexual Violence Prevention and other group counseling programs. Weekly, depending on availability of youth.	YOBG	I	X	X	
STAFF-INITIATED OR VOLUNTEER PROGRAMS						
Bible Study (volunteer-led)	Voluntary Bible study group for youth inside the Juvenile Hall.		I	X	X	X

Book Club	Forum to discover new books, increase literacy, and focus on literary critique.	I	X	X	
Chicken Coop	Youth work with staff to maintain the chicken coop at the juvenile hall.	I	X	X	X
Essay Program	Critical thinking and creative writing.	I		X	
Garden Program	Horticultural training in creating onsite gardens.	I	X	X	X
Large Muscle Activity	All youth are provided the opportunity to participate in large muscle activity (i.e., structured sports, physical activities) seven days a week for at least an hour each day.	I	X	X	X
Life Skills	Resume writing and interview skills, DMV preparation, hygiene, and other life skills taught to youth by staff.	I	X	X	X
Omega Program	Staff-led speaker series where outside speakers and credible messengers speak to youth about changing behaviors and eradicating violence in the community.	I	X	X	X
Phoenix Re-Entry Program	The mission of the Phoenix Re-Entry Program is to prepare each youth to demonstrate a positive influence on their communities upon their return. The goal of the Phoenix Re-Entry Program is to provide the youth served with the necessary tools to be successful and productive in their respective communities.	I	X	X	
Religious Services (volunteer-led)	Voluntary religious services, if requested, for youth inside the juvenile hall.	I	X	X	X
WhyTry	A social and emotional learning program that is used in education and therapeutic environments including trauma-informed care and in areas that practice restorative justice.	I	X	X	X

Note: * Program formats were offered virtually (V), in person (I), or both.

YOBBG-FUNDED CONTRACTORS AND THEIR USE OF EVIDENCE-BASED PRACTICES

Probation prioritizes using evidence-based practices (EBPs) among its contracted service providers. Beginning in 2020, all YOBBG-funded CBOs were asked to list the practices and curricula of their YOBBG-funded programs. ASR conducted a thorough search through evidence-based practice clearinghouses and empirical sources to verify programs as “evidence-based.”

Exhibit 25 depicts the evidence-based practices reported by YOBBG-funded CBOs for FY 2023-24. For a complete list of clearinghouses used to evaluate the practices provided, please see Appendix A.

Exhibit 25. Evidence-based Practices Implemented by YOBBG-funded Contractors

	Cognitive Behavioral Therapy (CBT) ⁵	Critical Time Intervention ^{6, 7}	Mindfulness-Based Interventions ⁸	Motivational Interviewing ^{***}	Neuro-sequential Model of Therapeutics ⁹	Social-Emotional Learning ¹⁰	Trauma-Informed Practice/Care ¹¹
Art of Yoga (AYP)					✓		✓
Beat Within*							
Fresh Lifelines for Youth (FLY)	✓	✓		✓		✓	✓
Mind Body Awareness (MBA)			✓				✓
Success Centers**							
Therapeutic Beat Making					✓	✓	✓

5 Washington State Institute for Public Policy. (2020). Updated Inventory of Evidence-Based, Research-Based, and Promising Practices: For Prevention and Intervention Services for Children and Juveniles in the Child Welfare, Juvenile Justice, and Mental Health Systems. http://www.wsipp.wa.gov/ReportFile/1727/Wsipp_Updated-Inventory-of-Evidence-Based-Research-Based-and-Promising-Practices-For-Prevention-and-Intervention-Services-for-Children-and-Juveniles-in-the-Child-Welfare-Juvenile-Justice-and-Mental-Health-Systems_Report.pdf

6 Evidence-Based Practice Center (n.d.). Critical Time Intervention. <https://ebpcenter.umaryland.edu/Training-Topics/Critical-Time-Intervention/>

7 Social Programs that Work. (n.d.). Critical Time Intervention. <https://evidencebasedprograms.org/programs/critical-time-intervention/>

8 Hofmann, S. G., & Gómez, A. F. (2017). Mindfulness-Based Interventions for Anxiety and Depression. *The Psychiatric clinics of North America*, 40(4), 739–749. <https://doi.org/10.1016/j.psc.2017.08.008>

9 Perry, B.D. (2009). Examining child maltreatment through a neurodevelopmental lens: Clinical application of the neurosequential model of therapeutics. *Journal of Loss and Trauma*, 14, 240-255. <https://doi.org/10.1080/15325020903004350>

10 OJJDP Model Program Guide. (2015). Practice Profile: School-Based Social and Emotional Learning (SEL) Programs. <https://crimesolutions.ojp.gov/ratedpractices/39#pd>

11 SAMHSA. (2014). SAMHSA's Concept of Trauma and Guidance for a Trauma-Informed Approach, p10. Pub ID#: SMA14-4884. <https://store.samhsa.gov/product/SAMHSA-s-Concept-of-Trauma-and-Guidance-for-a-Trauma-Informed-Approach/SMA14-4884>

Cognitive Behavioral Therapy (CBT) ⁵	Critical Time Intervention ^{6, 7}	Mindfulness-Based Interventions ⁸	Motivational Interviewing ^{***}	Neuro-sequential Model of Therapeutics ⁹	Social-Emotional Learning ¹⁰	Trauma-Informed Practice/Care ¹¹
UCCE**						
YMCAF*						

* Utilizes only promising and non-evidence-based practices.

** Practices were not provided as of 9/30/2024. UCCE began providing programs and services on 3/13/2024 after being awarded a three-year funded contract on 2/26/2024. Due to limited UCCE data, EBPs were not available.

*** Evidence-based practice according to the Center for Evidence-Based Practices.¹² Elsewhere rated as research-based for children in mental health treatment¹³, but the Office of Justice Programs rate the use of motivational interviewing for juvenile substance abuse as having “no effect” for clients ages 14-19.¹⁴

YOUTH FEEDBACK ABOUT PROGRAMS OFFERED IN INSTITUTIONS SERVICES DIVISION

Twice during the fiscal year, the Institutions Services Division surveyed youths about the quality and effectiveness of services provided at the YSC-JH and Camp Kemp. The youth survey assessed youths’ experiences, learning, and satisfaction, and the staff survey asked staff to share their impressions on the degree to which programs were supporting the needs of youths.

A total of 51 surveys were completed by youths in three units: Camp Kemp, Pine 4 (P4), and a combined Forrest 2 and 3 (F2/F3) unit.¹⁵ The survey asked youths to self-report on a series of questions including, but not limited to, helpfulness of the programs, engagement/interest in each program, and overall rating of each program. Twenty-seven surveys were completed in January 2024 and 24 surveys were completed in June 2024. The results discussed below are combined across these two time points.

Youth Ratings of Helpfulness of Programs

Exhibit 26 shows the percentage of youths who reported that a program was either “very” or “extremely” helpful. Airballin’, Bible Study, University of California Extension Cooking Program, Fresh

¹² Center for Evidence-Based Practices (2018). Motivational Interviewing. Case Western Reserve University. <https://www.centerforebp.case.edu/practices/mi>

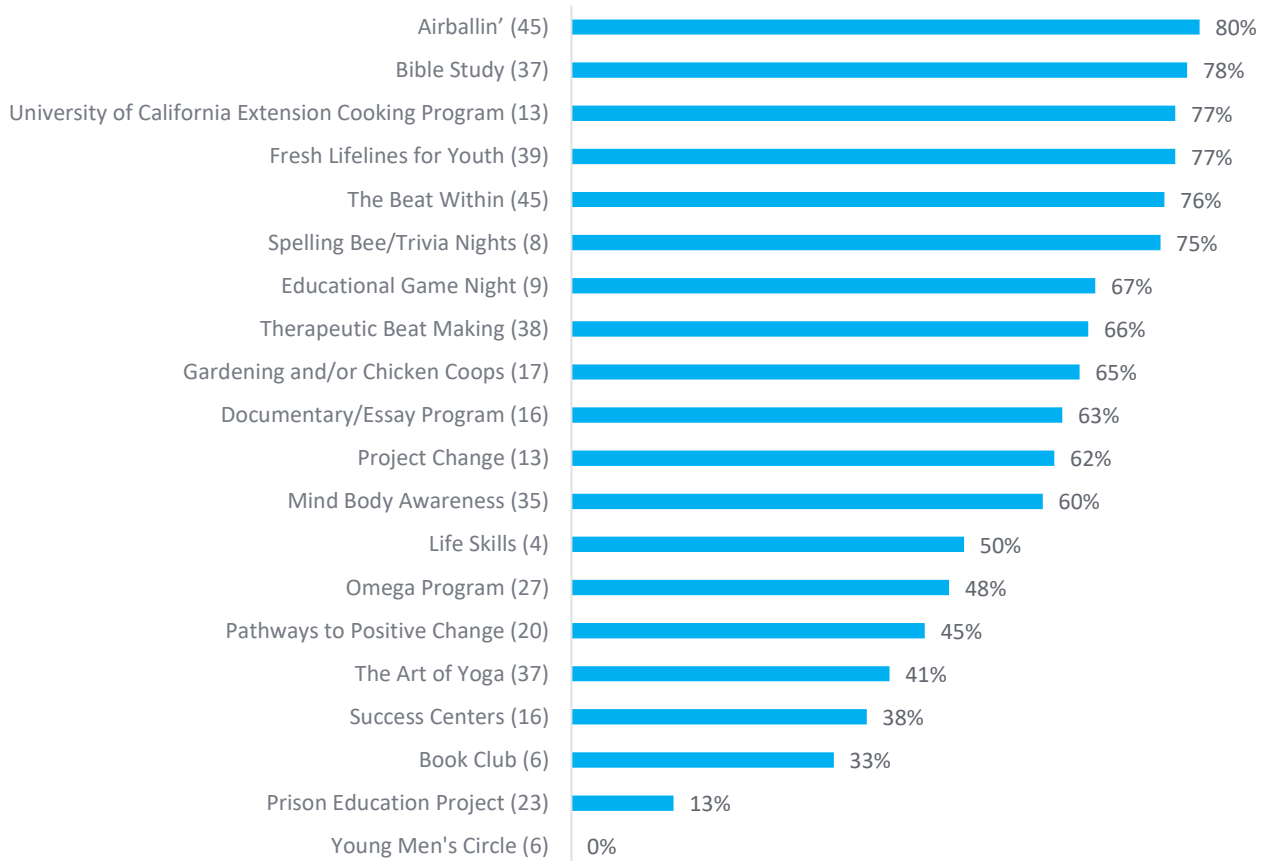
¹³ Washington State Institute for Public Policy. (2020). Updated Inventory of Evidence-Based, Research-Based, and Promising Practices: For Prevention and Intervention Services for Children and Juveniles in the Child Welfare, Juvenile Justice, and Mental Health Systems. http://www.wsipp.wa.gov/ReportFile/1727/Wsipp_Updated-Inventory-of-Evidence-Based-Research-Based-and-Promising-Practices-For-Prevention-and-Intervention-Services-for-Children-and-Juveniles-in-the-Child-Welfare-Juvenile-Justice-and-Mental-Health-Systems_Report.pdf

¹⁴ OJJDP Model Program Guide. (2011). Practice Profile: Motivational Interviewing (MI) for Substance Abuse Issues of Juveniles in a State Facility <https://www.crimesolutions.gov/ProgramDetails.aspx?ID=180>

¹⁵ Forrest (F) 2 merged with F3 at the end of March 2024. For this reason, the youth survey was administered once to youths in F2 in January 2024, compared to twice to youths at F3 and P4 in January and June 2024.

Lifelines for Youth, and The Beat Within were reported as helpful programs by all youths who participated in these services.

Exhibit 26. Percentage of Youths Rating Each Program as “Very” or “Extremely” Helpful



Note: The number of youths ratings per program are displayed in parentheses next to the program name. Response options included: 1=Not at All, 2=A little, 3=Somewhat, 4=Very, 5=Extremely.

CLIENT STORIES

Each year, staff at YOBBG-funded programs collect client stories to help illustrate the impact of services on their clients. The following stories are two examples of client success for FY 2023-24.

Exhibit 27. Client Success Story (MBA)

Name of client	Montana (pseudonym)
Age and gender	15 years old, male
Reason for referral	Montana indicated interest in the Mind Body Awareness program because he expressed that there were limited programming options in his unit.
Client’s behavior, affect, and appearance when they first started in the program	Montana was compliant and respectful in groups yet dismissed additional growth opportunities to help foster bonds within the group. His affect appeared frustrated which often stemmed due to restrictions in his environment. He required maximal prompts to thoroughly communicate his needs related to frustrations.
Activity engagement and consistency	Montana consistently engaged in participating in group discussions during sessions.
Client’s behavior, affect, and appearance toward the end of the program	Montana participated in six months of sessions in a unit with short-term participants which allowed him to become a senior in the group. He recruited new members and made them feel comfortable across a variety of demographics, personalities, and across genders. The group bonded over expression of awareness of shared triggers and life experiences. His optimism, willingness to express his emotions, and leadership provided a shift in the tone that aligns with MBA programming.
What the client learned as a result of the program	Montana learned how to become aware of his SET (Sensations, Emotions, Thoughts), reflect on potential consequences, and develop choice in his actions.
What the client is doing differently in their life now as a result of the program	Montana expressed that he is implementing meditation techniques in his daily routine which is allowing him to access more quality sleep and making him feel less stressed.
The value of the program in the client’s words	"When I am more aware of the source of my triggers, I am able to be less reactive and more in tune with my sensations. This is helping me understand who I am."

Exhibit 28. Client Success Story (TBM)

Name of client	Karl (pseudonym)
Age and gender	17 years old, male
Reason for referral	Karl opted to join the Therapeutic Beat Making classes during regular twice weekly sessions.
Client’s behavior, affect, and appearance when they first started in the program	Karl was excited to try beat making from the start and was immediately highly engaged in sessions. He preferred to work one on one with Dr. Gann and was initially reluctant to collaborate with other students. Karl struggled initially to learn to use the equipment and to construct a track but remained proud, excited, and happy to engage with the instruction and to keep trying.
Activity engagement and consistency	Karl worked with Dr. Gann and Lax over the course of about three months, learning to use the Ableton beat machine and Push software, and progressing through the TBM curriculum to successfully complete a track.

<p>Client’s behavior, affect, and appearance toward the end of the program</p>	<p>Karl was one of the most engaged and motivated students this year. Part of the curriculum is to discuss the job opportunities in the music production industry, and Karl discovered a career pathway he had not considered before. His perspective on beat making broadened from creating music in the moment, to thinking about future career paths. He inquired about opportunities to continue to learn after he leaves the hall and expressed a desire to connect with Today’s Future Sound staff when he got out.</p>
<p>What the client learned as a result of the program</p>	<p>He learned about the career possibilities in the music industry and gained experience using professional, studio-grade equipment and software.</p>
<p>What the client is doing differently in their life now as a result of the program</p>	<p>Karl was released from the program. TBM staff provided him with contacts to local resources and encouraged him to reach out and keep learning.</p>
<p>The value of the program in the client’s words</p>	<p>Karl shared, "I think I might've found something that I'm passionate about" and that he intends to set up a studio at home so he can keep practicing what he learned in the TBM classes.</p>

JJRBG ANNUAL REPORT

JJRBG BACKGROUND

Senate Bill 823 (2020) and Senate Bill 92 (2021) directed the gradual closure of the state Division of Juvenile Justice (DJJ) and transferred the responsibility of custody, supervision, and care of juveniles to county jurisdictions. The new laws have provided resources to counties to undertake this responsibility through the Juvenile Justice Realignment Block Grant (JJRBG) program. In Fiscal Year 2023-24, Probation used JJRBG funds to support contracts with The Beat Within (BW), Fresh Lifelines for Youth (FLY), Mind, Body, Awareness (MBA) Project, and Success Centers (SC) for the DJJ-realignment population.

SOARR Program

In response to the new laws, Probation worked with system partners to create the Success and Opportunities Aspiring Readiness for Reentry (SOARR) Program, to house and treat youth who were previously eligible to be committed to DJJ. These include youth adjudicated for 707(b)¹⁶ and 290.008¹⁷ offenses and deemed unsuitable by the court for less restrictive settings. Youth committed to the SOARR program will face longer stays than other youth being treated and housed at the YSC-JH. SOARR commitments, also referred to as Secure Track commitments, could remain in custody up to age 25, depending on the seriousness of their offense. San Mateo County anticipates one to three youth entering the SOARR program each year. The program's first commitment came in November 2022. In FY 2023-24, four new commitments to the SOARR program came in February, April, and June of 2024 for a total of five youths committed to Secure Track who accessed JJRBG-funded programs and services.

Services Provided

In addition to serving the SOARR population, contractors funded by JJRBG funding in FY 2023-24 also provided programs and services to non-SOARR youths on the same housing unit. Exhibit 29 provides program descriptions of the community-based organizations that received JJRBG grants from the County.

¹⁶ Welfare and Institutions Code section 707(b) offenses include crimes considered serious and violent in nature. These crimes include murder, certain arson offenses, robbery, rape, kidnapping, attempted murder, assault with a firearm, assault with force likely to produce great bodily injury, discharge of firearm, offenses in which victim is over 65 or disabled, carjacking, and various other crimes.

¹⁷ California Penal Code section 290.008 refers to sexual offenses.

Exhibit 29. Program Descriptions of JIRBG-Funded CBOs in FY 2023-24

JIRBG-FUNDED CBO	SHORT NAME	DESCRIPTION
The Beat Within (A member of Intersection for the Arts)	BW	BW provides weekly creative and literary arts programming.
Fresh Lifelines for Youth	FLY	FLY provides weekly law-related education workshops and STAY FLY Workshops, pre-release and reentry case management, one-on-one coaching, and career navigation workshops.
Mind Body Awareness Project	MBA	MBA provides classes focusing on mindfulness, stress and anxiety reduction, and emotion regulation.
Success Centers	SC	SC provides weekly job-readiness, life skills workshops, and computer literacy training classes.

CBO Assessment Tools

The funded agencies reported using a variety of tools in their work with youth from intake through program participation to establish and measure progress. The Beat Within (BW) administered periodic surveys. Fresh Lifelines for Youth (FLY) administered and continued refining assessment measures related to career readiness and youth service plan goals. Mind Body Awareness (MBA) administered multiple assessments including pre- and post-intervention tests, the Perceived Stress Scale, the Health Self-Regulation Scale, the Mindful Attention Awareness Scale, the Rosenberg Self-Awareness and Self-Esteem Scales, and the Teen Conflict Survey. Lastly, Success Centers (SC) collected feedback via forms related to tech training.

Program Challenges

Available information on challenges was provided by three of four JIRBG-funded CBOs. One contractor reported that youths had participated in their programs and services multiple times over the year, which led to youth disengagement and reduced motivation. This created an opportunity to collaborate with probation staff to infuse the programming with new elements to sustain youth interest. Another contractor discussed reduced staffing capacity and experienced staff transitions, in addition to experiencing short-staffing at the YSC-JH which impacted activity planning and time spent with the youth. Currently, that CBO’s internal staffing capacity has improved to better support service delivery. A third contractor noted difficulties accessing youth information such as IDs and dates of birth which presented challenges in providing required reporting.

JJRBG Evaluation Plan and Methodology

FY 2023-24 was the second year youths were served in the SOARR program. In the first year of implementation (FY 2022-23), Probation and Applied Survey Research (ASR) created an evaluation plan to monitor the service delivery. The plan considered the deliverables necessary for the JJRBG program and information Probation was interested in collecting, such as client stories. ASR sought feedback from the JJRBG-funded CBOs on the data collection plan. Probation and ASR created four tracking tools: two for Probation (Institutions and Reentry) and one for each current contracted CBO (BW, FLY, MBA, and SC). Funded CBOs monitored their service delivery and then reported youth, service, and outcome data to Probation and ASR. Exhibit 30 details the demographic and service utilization data collected.

Exhibit 30. Youth and Services Data Collected, by JJRBG-Funded CBOs

DEMOGRAPHICS	SERVICE UTILIZATION
<ul style="list-style-type: none"> • Date of birth • Gender • Race/Ethnicity • ZIP Code of residence 	<ul style="list-style-type: none"> • Service type (e.g., group counseling, individual counseling, yoga, reentry services, etc.) • Length of time a youth was served (e.g., program entry and exit dates) for in-custody and post-release • Number of service hours • Number of multi-disciplinary teams (MDTs) attended by CBO

Program-Specific Outcomes from JJRBG-funded CBOs

CBOs collected their own program-specific outcome data. Short summaries of these results are presented in this report. Client success stories were also collected but given the small number of youths, information will not be reported this year.

JRFBG Evaluation Findings

PROFILE OF YOUTHS SERVED

In FY 2023-24, JRFBG-funded CBOs served a combined total of 23 unduplicated youths. Seventy-eight percent of JRFBG-funded youths identified as Hispanic/Latino, followed by 9% identifying as Asian/Pacific Islander, 9% identifying as White/Caucasian, and 4% identifying as another race or ethnicity. All of the youths served identified as male (100%) and the average age of the youths was 17.2 years old. Success Centers did not provide service data and are not included in the overall analyses.

SERVICES PROVIDED

Length of Participation and Hours of Service

Exhibit 31 shows the average length of participation was 5.8 months for BW, 6.6 months for FLY, and 12 months for MBA. The average hours of service provided per youth was 26.8 for BW, 24.3 for FLY, and 53.5 for MBA.

Exhibit 31. Average Number of Months in Program and Average Hours of Service Received per Youth

JRFBG PROGRAMS	AVERAGE NUMBER OF MONTHS IN PROGRAM	AVERAGE HOURS OF SERVICE RECEIVED PER CLIENT
BW	5.8	26.8
FLY	6.6	24.3
MBA	12.0	53.5

Note: BW n=4, FLY n=22, MBA n=2. Success Centers did not provide service data.

PROGRAM-SPECIFIC OUTCOMES

The Beat Within (BW)

BW met its target goal for each performance measure in FY 2023-24 (Exhibit 32).

Exhibit 32. Program-Specific Outcomes for BW

PROGRAM-SPECIFIC OUTCOMES	FY 23-24 TARGET	FY 23-24 RESULTS
Percentage of youth who report increased self-esteem through with Beat Within weekly workshops.	87%	87%
Percentage of youth who report developing positive relationships with adult role models through Beat Within weekly workshops.	87%	87%
Number of times the Beat Within Magazine is distributed at the facility each year.	25	25

Fresh Lifelines for Youth (FLY)

FLY did not provide performance measure outcomes in FY 2023-24 (Exhibit 33). For the next fiscal year, FLY may modify or expand current JJRBG performance measures to consider additional indicators and checkpoints before the end of the fiscal year to better understand youth progress over time.

Exhibit 33. Program-Specific Outcomes for FLY

PROGRAM-SPECIFIC OUTCOMES	FY 23-24 TARGET	FY 23-24 RESULTS
Youth will report they have more confidence to deal with negative peer pressure.	80%	---
Youth report that they are less likely to commit crimes and more likely to make healthy choices.	75%	---
Youth report that they have hope for the future and want to make positive changes.	80%	---
Youth who enroll and complete case management and achieve at least one goal from their service plan.	100%	---

Mind Body Awareness (MBA)

MBA met all three performance targets in FY 2023-24 (Exhibit 34).

Exhibit 34. Program-Specific Outcomes for MBA

PROGRAM-SPECIFIC OUTCOMES	FY 23-24 TARGET	FY 23-24 RESULTS
The percentage of youths who reported improved emotional regulation, self-control, and stress reduction.	80%	100%
Percent of staff who reported improved general behavior in the hall.	80%	100%
The percentage of youths who reported greater self-esteem, self-compassion, and empathy.	80%	100%

Success Centers (SC)

SC did not provide performance measure outcomes in FY 2023-24 (Exhibit 35).

Exhibit 35. Program-Specific Outcomes for SC

PROGRAM-SPECIFIC OUTCOMES	FY 23-24 TARGET	FY 23-24 RESULTS
JRT/Life Skills participants will report enhanced knowledge about job readiness and life skills.	80%	---
Career Advising participants will report increased knowledge about achieving career goals.	80%	---
Code on Point participants will report increased knowledge about computer literacy and coding.	80%	---

JJRBG CONTRACTORS AND THEIR USE OF EVIDENCE-BASED PRACTICES

Probation prioritizes using evidence-based practices (EBPs) among its contracted service providers. All JJRBG-funded CBOs were asked to list the practices and curricula of their JJRBG-funded programs. ASR

conducted a thorough search through evidence-based practice clearinghouses and empirical sources to verify programs as “evidence-based”.

Exhibit 36 details the practices reported by JRRBG-funded CBOs for FY 2023-24, along with a quality rating of the supportive evidence for effectiveness. For a complete list of clearinghouses used to evaluate the practices provided, please see Appendix A.

Exhibit 36. Evidence-based Practices Implemented by JRRBG-funded Contractors

	Critical Time Intervention ^{18, 19}	Mindfulness-Based Interventions ²⁰	Motivational Interviewing ^{***}	Social- Emotional Learning ²¹	Trauma-Informed Practice/Care ²²
Beat Within*					
Fresh Lifelines for Youth (FLY)	✓		✓	✓	✓
Mind Body Awareness (MBA)		✓			✓
Success Centers**					

* Utilizes only promising and non-evidence-based practices.

** Practices were not provided as of 9/30/2024.

*** Evidence-based practice according to the Center for Evidence-Based Practices.²³ Elsewhere rated as research-based for children in mental health treatment²⁴, but the Office of Justice Programs rates the use of motivational interviewing for juvenile substance abuse as having “no effect” for clients age 14-19.²⁵

¹⁸ Evidence-Based Practice Center (n.d.). Critical Time Intervention. <https://ebpcenter.umaryland.edu/Training-Topics/Critical-Time-Intervention/>

¹⁹ Social Programs that Work. (n.d.). Critical Time Intervention. <https://evidencebasedprograms.org/programs/critical-time-intervention/>

²⁰ Hofmann, S. G., & Gómez, A. F. (2017). Mindfulness-Based Interventions for Anxiety and Depression. The Psychiatric clinics of North America, 40(4), 739–749. <https://doi.org/10.1016/j.psc.2017.08.008>

²¹ OJJDP Model Program Guide. (2015). Practice Profile: School-Based Social and Emotional Learning (SEL) Programs. <https://crimesolutions.ojp.gov/ratedpractices/39#pd>

²² SAMHSA. (2014). SAMHSA's Concept of Trauma and Guidance for a Trauma-Informed Approach, p10. Pub ID#: SMA14-4884. <https://store.samhsa.gov/product/SAMHSA-s-Concept-of-Trauma-and-Guidance-for-a-Trauma-Informed-Approach/SMA14-4884>

²³ Center for Evidence-Based Practices (2018). Motivational Interviewing. Case Western Reserve University. <https://www.centerforebp.case.edu/practices/mi>

²⁴ Washington State Institute for Public Policy. (2020). Updated Inventory of Evidence-Based, Research-Based, and Promising Practices: For Prevention and Intervention Services for Children and Juveniles in the Child Welfare, Juvenile Justice, and Mental Health Systems. http://www.wsipp.wa.gov/ReportFile/1727/Wsipp_Updated-Inventory-of-Evidence-Based-Research-Based-and-Promising-Practices-For-Prevention-and-Intervention-Services-for-Children-and-Juveniles-in-the-Child-Welfare-Juvenile-Justice-and-Mental-Health-Systems_Report.pdf

²⁵ OJJDP Model Program Guide. (2011). Practice Profile: Motivational Interviewing (MI) for Substance Abuse Issues of Juveniles in a State Facility <https://www.crimesolutions.gov/ProgramDetails.aspx?ID=180>

Appendix A: Clearinghouses for Evidence-Based Practices

CLEARINGHOUSE NAME	WEBSITE
The SAMHSA Evidence-Based Practices Resource Center	https://www.samhsa.gov/ebp-resource-center
Office of Juvenile Justice and Delinquency Prevention Model Programs Guide	https://www.ojjdp.gov/mpg/
The California Evidence-Based Clearinghouse for Child Welfare	https://www.cebc4cw.org/
Washington State Institute for Public Policy & University of Washington: Evidence Based Practice Institute	http://www.wsipp.wa.gov/